



## 2026 Winged 604 Sprint Rule Book

### ENGINES

GM sealed #19318604 or #88958604 crate engine, commonly known as a GM604. Engine CANNOT be modified or have the design integrity of the 604 altered. We do allow these engines to be freshened, though any replacement parts must be OEM GM604 or Wilmot approved OEM replacements. Excessive machining and/or milling is not allowed. We will use any option available to us to tech these engines for compliance, including but not limited to, a cubic inch pump, whistler, etc. Failure to cooperate with the tech process will result in an automatic disqualification. Maximum compression 10.1:1 with no additional tolerance. Any 604 which "whistles" more than 10.1:1 based on our Whistler testing will be considered illegal and disqualified. All parts used in the 604 crate must be OEM or approved by Wilmot Tech official.

**OEM replacements.** Exceptions are as follows: Valve covers may be aftermarket, steel timing chain covers are allowed, oil pan may be after market, head gasket thickness to achieve 10:1:1 compression, and after market steel harmonic balancers, adjustable timing chains, piston rings, additional intake support bolts.

**Pistons:** Mahle #MHL9301278XX (XX dictates the piston size) are approved, as are aftermarket rings.

**Rods:** Any stock steel production rod, scat OEM I beam replacement rod. Rod 35700 or eagle OEM I beam rod 5700PBBLW allowed. ARP/Aftermarket Rod Cap Connecting Hardware allowed.

Rod length must match Block. Chevy 5.7" powdered metal rods allowed. No grinding or polishing allowed. Balancing Allowed.

**Camshaft/Lifters:** OEM or Aftermarket Factory Style Lifter, This means they have to use the "dogbone" brackets as anti-rotation devices. No tie bars. The reason for this is so no lightweight lifters can be used. Lifters must remain hydraulic roller design. Plungers must depress a minimum of .100". Lifters must rotate freely and be of magnetic material. Timing chain only, no belt driven or gear drives allowed. Cam may be drilled for rear spud. The specs on a 604 camshaft are as follows. Lobe lift is .316" - int. and .340" exhaust. This results in .474 int. and .510 exh lift with 1.5 ratio rocker arms. Duration @.050" lift is 208 - int. and 221-exh.

**Cylinder Head:** Stock GM fast burn heads only. This is the only Head Allowed.

No Vortex, Bowtie, SVO, W-2, Magnum, Gen II, or angle plug heads allowed

The following Chevrolet casting numbers are not allowed. 040, 041, 186, 187, 291, 370, 414, 432, 461, 461X, 462, 492, 1012532, 10208890, 10239906, 12554290, 14011083, or 14096217

Porting or polishing of any kind is not allowed, No angle milling, only standard reconditioning allowed, Carbide cutter relief cuts allowed below the valve seat but not to exceed more than X inch below the top of the valve seat. Valve spring diameter can only be stock production. I) Steel stock type stamped GM 1.5 rocker arms only. Part# 19210724.

Stud girdles are not allowed.

**Valve Springs:** New GM part #19420455 (set of 16) old part #12625033 (set of 16) Conversion part #12625033 (set of 16) (for changing from flat top springs to beehive springs) Only beehive GM springs allowed.

Engine will have a maximum RPM of 6700. Engines may have cam drilled for rear drives. Maximum 1½" carb spacer. A 1" or #12AN size inspection plug is required on the oil pan (failure to do so will be require pan removal upon request).

Below is a parts list for the conversion to a sprint car application. These part numbers were supplied by Lane Automotive/Motor State. They, as well as Behling, Don's, Paddock Lake Bumper to Bumper, and R&H

SCH1052LVCM-3 Schoenfeld Headers (this is only header that fits the 604) - unaltered, no merge collectors, only legal 604 header, turnouts, turndowns OK.

QFTQ-750-CTA Quick Fuel 750 cfm alcohol carb, QTFQ-650-CTA Quick Fuel 650 cfm alcohol carb, or ATM XRBCT650A

JRP1004-S-CE Jones Serpentine Drive Kit

SWE305-80830 SWEET power steering pump

ALL31105 AllStar water pump, water pumps must be belt driven.

PRC9351 7-1/2 psi mech fuel pump

ALL81200 AllStar GM HEI Distributor w/cap

ALL27503 AllStar dist hold down

TRA2310 fuel pump mount plate

FEL1900 FelPro Holley carb gasket FEL1901FelPro 1" carb plate gasket

ARP200-2402 carb stud kit

NGKR5724-8 spark plugs (race)

HVHSS4150-1ALW 1" alum lightweight super sucker carb spacer Crate innovations

CH-21115 Hub & slip yoke (PREFERRED) or BER372-NC-EXT Bert External Drive Kit ( BEWARE, check fit)

**Oiling System:** Wet sump only, oil pump must be in oil pan. GM 604 oil pan, Champ Oil Pan Part# CP100LTRB

**Exhaust:** Header tube: 1 5/8 inch maximum outside diameter on the primary tubes,+ or - .030.  
B) One collector per side. No merge collectors.

**Water Pump & Radiator:** A) Any stock type water pump allowed.

Radiator must be in front of engine.

**No Grandfathered MSA 360 that were allowed to run with the non wing series are not allowed to run in the wing 604 series.**

**Engine Penalties:** Any engine components in any engine combination that are found to be illegal, modified, or altered to where they do not conform to the rules will result in ALL money and points for that event forfeited and both car and driver may be suspended for indefinite period. This class is based on a economical crate engine program that does not require any internal changes. We take this serious.

**Engine Protest:** Engine protest fee is \$2,250.00 and must be paid to designated race director no more than 15 minutes after the completion of feature. If an engine is protested, the money won by that car that night will be held until test results are completed. If engine is found legal, the protester forfeits his \$2,250.00 protest fee, and the engine owner then receives his winnings plus \$250.00 for inconvenience. If engine is found illegal, the protest fee is returned to protester and winnings from illegal (engine) car from that night will be used to pay tear down fee. The illegal engine will be marked & tagged illegal and not allowed to compete until repaired, retested and approved. All engine protest, tear down will be performed by approved Wilmot facility, determined at the time of protest.

**When an engine is tore down the tear down will be video recorded and published for all to see the. Each part will be measured to confirm it is a stock part. If the engine is found to be illegal the illegal part will be made public.**

**ENGINE SEAL RULE:** Please note: any team whose engine has not been sealed prior to competition will be ineligible to receive event payout and points until the engine has passed inspection. In these cases, payout checks will be held until the engine has been properly sealed.

To schedule your engine sealing, please contact Eddy Boyd at 262-843-2833.

Reminder: It is the responsibility of each team to ensure the required bolts are pre-drilled for sealing:

- 4 intake bolts
- 2 front cover bolts
- 2 oil pan bolts

Currently Don's Machine Shop has complete pre-drilled bolt kits available for purchase. Please contact them directly.

### **General Rules for ALL Cars:**

A: A minimum of two (2) return springs must be connected to throttle.

B: Must have toe strap on throttle pedal.

C: QFTQ-750-CTA 750 cfm (OR) QFTQ-650-CTA 650 cfm Quick Fuel Alcohol carb. Base plate of carburetor must remain unaltered. (2019, carb must remain unaltered)

D: **1.5" max carb spacing measured between the top of intake manifold and bottom of carb.**  
This will include the linkage plate if used.

E: QFTQ-750-CTA Quick Fuel 750 cfm alcohol carb or QFTQ-650-CTA Quick Fuel 650 cfm alcohol carb are the only 2 legal carbs for the 604. The carb must be unaltered in regards to base plates, venturis, boosters, and metering blocks as they will be checked. Changing of jets, power valves, air bleeds, accelerator pumps, and squirters is permitted.

Tip over check valves for vent tubes is strongly recommended.

F: Fuel Pump A mechanical, belt driven, or cam driven fuel pump is allowed. **Cam driven recommended .**

No Electric fuel pumps allowed.

**Electronics:** 1. 2-way communication devise in or attached to the race vehicle or on the driver's person will not be permitted.

2. Cellular, satellite and/or Wi-Fi devices in or attached to the race vehicle or the driver's person will not be permitted (including cell phones or smart watches).

3. Antennas will not be permitted in or attached to the race vehicle or carried by the driver.
4. All forms of a vehicle position system (GPS) will not be permitted.
5. Only approved lap timing and or lap time recording devices (transponders) will be permitted.
6. Gauges to monitor engine conditions are permitted at the discretion of The Wilmot officials.
7. All Electric gauges whether analog or digital, except tachometers, will only be permitted to have one (1) input from the respective gauge sensor. Outputs from the gauges will not be permitted. Tachometers will be permitted to record engine RPM for recall.
8. Electronic Dash Modules will not be allowed.
9. All additional wiring harnesses related to electronic dash modules or any other type of data acquisition must be completely removed from the race vehicle during an event.
10. No 3 position switches, only two position switches are allowed
11. No remote operated lights, alarms, communication devices are allowed on the car or driver or helmet.

#### **Ignition System:**

- A) GM HEI Distributor.
- B) No electronic monitoring devices capable of storing or transmitting information except tach
- C) No electronic traction control devices.
- D) No MSD type Mags allowed.
- E) Mandatory MSD soft touch rev limiter box P/N 8728 or P/N 8727CT. G) ETC 9 volt rev limiter for magneto engines. Rev limiter must be in good working condition.

**Fuel:** Methanol (or Ethanol) based fuel only. No nitromethane or performance enhancing additives allowed. Fuel can be checked at any time. Fuel Bladders are mandatory. No carbon fiber or composite material shells allowed. Wilmot reserves the right to send samples out for more comprehensive testing if deemed necessary. If illegal, penalty will result in disqualification and forfeiture of points and money earned. Fuel Cap Must be Leak free and Can be Tested at anytime.

#### **Tires: American Racer and/or Hoosier Tire. No 4 corner Rule.**

American Racer manufactured tires.

Left rear 29.0/15.0-15 SD-33 92" - 94" chalk marks. Part #J21FT, 30.0/15.0-15 SD-33 95" - 96.5" chalk marks. Part #J21WT,

Right Rear 34.0/17.0-15 MC-2 104" - 106" chalk marks. Part #J5JNN

Front 26.0/8.0-15 SD-33 Part #J21EP, 26.0/8.0-15 SD-38 Part #J22EP

Hoosier manufactured tires, 16" D15A, H15, MEDIUM, and 15" D12A, H12, H15, and SC12 LR. D12 or D15 fronts.

Cars will not be allowed to race with flat LR, RR, RF. (or LF if off the bead). No Preps or Softeners used at any time. No altering or Defacing Manufactures Markings, Driver Responsible for tires to be legal.

Tire Manufacture Safety Links:

[Hoosier Tire | Technical Information](#)

[Warning - American Racer Online](#)

**Wheels:** Aluminum or steel only. Max width is 18" RR, 15" LR. Wheel covers must use steel fasteners only. Mechanical bleeders only.

Electronic bleeders are not allowed. Wheel covers with 3 attachment points must use 5/16" flanged steel bolts and approved fastening system 5 point attachment wheel covers may use the conventional dzus system. Dzus fasteners must be steel only.

**Cars:** Must resemble traditional sprint car design. Anything different (including body panels, bumper, nerfs, etc.) must meet pre-approval from Wilmot tech officials prior to competition, or risk disqualification . Any car deemed unsafe by Wilmot tech officials will be denied competition at any time, including attempting to re-enter the track from the work area.

**Chassis:** Roll cage must be of 4 post design . Wheel base no less than 83" and no more than 90". No less than 39" set back on motor. No elliptical tubing used on or as part of main structure. The following measurements are minimum suggested material: 4130 normalized. Top Rails: 1Y, x .095, Bottom Rails: 1 3/8 x .095 or 1Y, x .083. Roll Cage Uprights: 13/8 x .083, Roll Cage Top Cross Member: 1Y, x .095. Upper Rails: 13/8 x .083, Rear End Safety Bar (mandatory): 1x .083 or 1Y. x .065 Brace.

1.) All chassis will be required to have additional bars installed to support and decrease the span between the front and rear uprights in the drivers area. The new support bars must be in

addition to the front and rear uprights. Any attempts to manipulate the front and rear uprights to conform to these measurements will not be allowed at the discretion of officials. These additional bars will be minimum 1.375 x .083 ASTM4130 normalized steel or equivalent material. Left and right side support bars may be one of the three designs below. Left and right side support bars do not have to be of the same design. Left and right side support bars may be one of the three options:

1. Support bar may be designed similar to what was known as a "safety bar". It must be attached to the top rail at a point 15" to 20" from the rear of the front upright. It must attach to the hip rail and have a gusset attached to the rear upright near a point opposite of the rear brace/shock mount bar. The curve must be between 4" and 7" measured from outside of the rear upright tube to the outside of the support bar. See diagram.
2. Existing chassis with a left side support bar installed (formerly called safety bar) that do not meet the option one specification above, may add a gusset that attaches to the top rail 15" to 20" from the rear of the front upright and angle to the support bar. The existing support bar tubing must meet the minimum as described above (1.375 X .083 ASTM4130 normalized steel or equivalent material). See diagram.
3. A support bar may be added to the top rail at a point 15" to 20" from the rear of the front upright and to the rear upright near a point of the rear brace/shock mount bar but no higher than 7" above the hip rail. This bar may have a slight curve near the rear upright to accommodate elbow room and ease of fitment. See diagram.
4. Slip-tubing is not allowed in the chassis construction. Any existing slip-tubing must be replaced or welded. Clamped or bolted slip tube joints will no longer be allowed.

**Top Wing:** Flat top wing only. No dished or mini sprint wing. Center foil maximum size is 25 sqft. With a maximum width of 60". Centerfoil must be square or rectangular in shape with all 4 corners set at 90 degrees angles with no variance allowed. Center foil top is to be flat from front to back and side to side. Center foil is to be sheathed in aluminum. Vent holes, dimples, ridges, etc. are strictly prohibited anywhere on the wing. Maximum 1.5" removable wicker bill may be mounted on the rear edge of the center foil. Wicker bill must be 90 degrees to the top of the center foil. No built-in wicker bills or gurney lips allowed. The top wing can be cockpit/driver adjustable. Other than the slider mechanism, no moving parts permitted on or in foil structure. Only one slider mechanism allowed on top wing, allowing adjustment forward and backwards only. Center foil thickness can exceed 9". Underneath side of center foil must appear to be continuous smooth arc with no recesses, concaves, or protrusions. Center foil must be one piece construction. No split or bi-wings will be permitted. Wings must be fabricated of metal alloys only. No fiber glass, carbon fiber, or other similar material may be used in the basic framework of the wings. Top wing must not

extend beyond outside of rear tires. No foils or rudders will be permitted anywhere on the top wing.

### **Sideboard Panels:**

Side panels may not be supported by braces whose sections is not horizontal. All braces or supports shall be oriented thin edge to face air stream. Only rectangular, round, or oval metal braces not exceeding 1" in width may be used. No aero section side panel brace material allowed. No brace support shall be resemble a wicker bill or a split wing. Top wing sideboards maximum size is 72" long and 30" tall. Panels must be of 1 piece construction. Panels must be fabricated flat so as to have no turnouts or flaps made of more than 2" of material on the front or rear of the panel and no more than 1.25" on the top or bottom. Panels must be mounted parallel and square to the center foil with no more than 1.5" of turnouts measured from the center foil. Each corner shall be set at a 90 degree angle with no tolerance. The leading edge of the side board may not be behind the leading edge of the center foil. Nose wing side boards maximum size is 12" tall and 26" long with no more than 1" overhang from the center foil edge to the side board front edge. Side boards may have front, back, and top turnouts of no more than 1½" if turnout as measured from the center foil.

### **Nose Wing**

Center foil maximum size is 6 sqft with a maximum width of 36". Center foil shall be full sheathed in aluminum. No vent holes allowed. 1.5" wicker bill. Refer to IRA rule book for nose wing sizes and dimensions.

### **Wing T Post**

Will be built from 1".083" minimum ASTM4130 normalized steel or equivalent material. HRP8811-A75-HD is only cast permitted

**Weight Rules:** Cars must weigh a minimum of 1,575 lbs. including the driver. Cars can be weighed at any time. If a car fails to meet that requirement it will be considered last in that specific event with no further penalty. A car can cross the scales no more than twice to determine weight, unless requested by Wilmot Official. Bolt on weight OR additional ballast is not be allowed unless approved by a Wilmot official.

**Brakes:** All cars must be equipped with the minimum of 2 brakes, one front and one rear. Only steel, aluminum, titanium, or carbon fiber brake rotors allowed. Cars knowingly without working brakes will not be allowed to race, or resume racing.

**Shocks:**

No cockpit adjustable shocks

**Mufflers:** Wilmot wing class does not require mufflers. If teams choose to run mufflers they must use Schoenfeld adaptor 3530 & muffler 14272735-78 or 112535. Mufflers need to be welded, thru bolted, or attached by approved clamp system (King). Loss of muffler will result in a black flag or disqualification (to last place) for that event.

**Front Axle:** Steel only. Minimum sizes 2" x .156, 2 ¼" x .120, 2 3/8" x .095. 2 ½" x .095" **Note, front axle tether systems are required.**

**LF Radius Rod:** Must be 4130 steel with steel rod ends.

**Drag Link:** Drag links must be tethered to the frame. Captured steel Heim ends and a 1" diameter steel construction with .058 sidewalls are suggested for drag links and tie rods.

**Drivelines:** Drivelines must be completely enclosed and must utilize a torque tube and/or strap restraint. Carbon fiber torque tubes are legal. Wilmot STRONGLY urges the use of a driveline containment system. Driveline u-joint scatter shields, steel torque ball housings minimum .120 thick and/or torque ball u-joint containment blankets are again STRONGLY encouraged and suggested.

**Floor Pan:** Steel or aluminum only. Wedges and/or foils underneath the race car will not be permitted.

**Torsion Bars & Stops:** No cockpit adjustability. Stop & arm locks are required on front.

**Bumpers & Nerfs:** All rear bumpers must be steel, minimum 1" diameter and minimum .065 thick. The front bumper must not extend more than 8" from the frame and/or the measurement from the center of the front axle to the front bumper must not exceed 23". NOTE, anything designed beyond "chassis mfg normal" must be pre-approved prior to competition. Body

**Side Panel:** Right side panel must have a minimum opening of 8" x 20". Maximum distance from the frame is 7". Radius rod protectors are permitted, the maximum protector vertical opening will be 10" in height by 24" long and it must NOT extend more than 3" from the outside edge of the bottom frame rails. A 1 1/2" wide by 20" long exhaust fume deflector, located on the bottom side-body panel at the rear edge will be permitted. The turnout angle must not exceed 90 degrees. Elbow room alterations must be limited to the area between the roll cage and not be designed to trap or deflect air in order to gain a competitive advantage. All other side paneling must be fabricated flat and must not extend past the outside edge of the frame rails more than the thickness of the paneling material. We suggest any panel, hood, radius rod protectors, fume deflectors, etc. beyond the normal appearance be pre approved by Wilmot.

**Seats:** FIA and/or SFI rating STRONGLY RECOMMENDED. Seat mounting to be done per manufacturer's recommendations. All seats are STRONGLY SUGGESTED to meet SFI 39.2 specifications. The driver's left side headrest must extend at least 4" forward from the back of the headrest (where the helmet contacts the back of the headrest). All areas surrounding the head should have padding.

**Head & Neck Restraint Systems:** Mandatory. Devices should meet SFI specs, and be installed per manufacturer's instructions. A device meeting SFI 38.1 is recommended.

**Seat Belts:** Each car will be equipped with a minimum of an SFI 16.5 or SFI 16.1 approved restraint system, and be within the 2 year expiration date from manufacturer. Seat belt restraint systems shall be installed and used in accordance with manufacturer's instructions. Seat belt material should not be allowed to come in contact with any sharp or metal edge, including when the belt passes through the seat.

**Driving Suit:** The driver's suit should be constructed of multi-layered fire retardant material of SFI rating 3 .2A/5 or above. Fire retardant gloves and shoes are mandatory. Nomex (or equivalent) underwear, socks, head sock and/or head skirt are also STRONGLY RECOMMENDED. Arm restraints are also STRONGLY RECOMMENDED, as are knee pads and/or protection around or near steering box.

**Helmets:** All drivers ARE REQUIRED to wear a full face helmet with a minimum safety rating of FIA 8860-2010, Snell SA 2010, SA2015, or better. Snell SAH 2010 and/or valid SFI 31,1/2005/2010 label.

**RockScreens:** STRONGLY SUGGESTED AND RECOMMENDED OTHER SAFETY RECCOMENDATIONS: -No sharp or protruding edges around cockpit. -A clearly marked electrical engine shut off switch within reach of the driver. –

**Fuel shut off** Easily accessible fuel shut off valve within reach of the driver. -Only SFI flame retardant seat, roll bar, knee, and steering padding. -All teams should have an easily accessible AFFF fire extinguisher/Purple K at the back of each trailer.

**RaceCeiver Radio:** A WORKING RaceCeiver style Radio is mandatory, channel 454 .000 unless another frequency (channel 1561 is 2nd option) is required for that event. Failing to have a working radio, or disobeying a Wilmot Official's voice command can lead to disqualification and forfeiture of money earned. • NO MIRRORS, radios (other than RaceCeiver) or communication equipment allowed. • No hollow or drilled out bolts

**CONDUCT:** While we understand that auto racing is a highly emotional sport, we understand that good sportsmanship is the cornerstone of any race program. This must include respect for all participants, Wilmot officials, track ownership & staff, push truck & wrecker crews, fans, and sponsors. While we understand the emotion, Wilmot will not tolerate public displays of poor sportsmanship, stopping your race car on the track to dispute a call or scoring placement, fighting, harassment, or verbal abuse. Threatening or obscene gestures and/ or language aimed at an official or competitor, rough driving, fighting, pushing or assaulting an official, or destroying Wilmot property may result in disqualification, forfeiture of money, fine, banishment from premises, and suspension. In case of suspension, if a number of race dates are handed out, rain-outs do not count. If money has been paid prior to an infraction of any kind and a penalty assessed, the money MUST BE returned to Wilmot prior to any further competition at the raceway. Drivers and owners are responsible for the actions of their crews. Entering another racer's pit stall in an aggressive manner is already a fault and in situations where problems escalate because of it will have that taken into consideration, thus stay out of other competitor's pit stalls. It should be noted that team members whose car is not on the scales, or in the work area .... HAVE NO BUSINESS BEING IN THOSE AREAS! In closing, sportsmanship does not just pertain to activities at the track. Social media is included Remember what you say, or type, has meaning and what you do has consequences, so please think before you lash out.

• **No alcohol**, or illegal drugs may be consumed by a driver before or during an event. We reserve the right to have the track medical staff determine if a driver, who we may suspect of

doing either, be fit for competition. We reserve the right to test anyone, whether randomly or by our choice, at any time. Refusal to do will result in DQ.

- Parents are responsible for their minor children's actions and safety whom they sign a release for to gain entry to the pit area. The pit area is considered a restricted area.
- Drivers must remain with their car, until instructed otherwise by Wilmot officials or safety crew during any red or yellow they are involved in. Penalty may result if failure to do so.

## **PROCEDURES**

**Track Packing:** PACKING This is the responsibility of ALL cars to participate equally. Failure to do so may result in a penalty.

**ONE PUSH-OFF PER RACE:** You are allowed only one push-off prior to the start, or restart of any race. If you require a second push-off you will go to the tail. However, If prior to starter giving 1 lap to the green signal, on a red flag restart, if a car stops in front of a specific INFIELD Wilmot TRACK OFFICIAL (not work area) for a safety issue, such as seat belts, and the driver can fix problem in a timely manner himself (without getting out of the car), he will be given his spot back.

## **RACING FORMAT:**

Hot Laps: If ran will be ordered by pill draw and then broken into groups. Groups size will be at race directors discretion.

Heat Races: Will be lined up based on pill draw in a staggered fashion across the number of heat races. Number of heat races will be at race directors discretion.

\* Lowest pill number drawn goes to heat 1, next lowest to heat 2 etc.

A and B Features: A-Features will be lined up from passing points earned in the heat races. In the event of more cars in attendance then will be run in the A-Feature then a B-Feature will also be run.

\* In the case of no B-Feature all heat races car/driver combinations will be lined up for the A-Feature based on their earned passing points. An invert of 4 or 6 will

be applied to this feature lineup. Invert number will be decided at the race directors discretion.

\* In the case of a B-Feature the top 16 cars in passing points after the heat races will constitute the initial A-Feature lineup. All other car/driver combinations will constitute the B-Feature in order of earned passing points from the heat races. A number of transfer cars will be determined based on finishing order in the B-Feature. The number of "transfer" car/driver combinations will be at the race directors discretion to fill out a "full field" for the A-Feature. B-Feature transfers will be "tagged" in order of finish to the A-Feature lineup

Heat Passing Points: Heat passing points will use the "ASCS Passing Points" chart which is found on last page.

**ALTERNATES** The alternate for the A-Main only will be pushed off with the A-Main field and will participate in the parade laps at the back of the field. If all A-Main cars answer the call and are pushed off and running, the flagman will wave off the alternate one lap prior to the one lap to the green signal. If someone fails to get started for the A, the rows would move up to fill the vacancy and the alternate would start on the last row, either inside or outside, depending where the scratched car was to start. The scratched car will not receive A-Main points or money, actually swapping B-Main points with the alternate. Once the initial green is waved, even if a lap is not completed, the field will be deemed complete, and no alternate will be added to replace damaged cars. Note: There will be an alternate for the A-Main ONLY.

**STARTS** Pole car sets the pace, must be constant from turn 3. The leaders will bring the field to a designated spot (cone, white line, etc.) exiting the fourth turn on the track at a moderate pace SIDE BY SIDE, rest of the field NOSE TO TAIL. When this spot is reached, the leaders must accelerate, the remainder of the field may also accelerate at this time. Do not pass the pace car without being told to do so while lining up.

**SCORING** The entire field has to complete a lap before a single file restart occurs. Wilmot utilizes "split yellow" scoring. When a yellow or red flag is waved, scoring terminates. However, that lap will count and cars that were scored will be lined up as such, providing two or more cars have crossed the line with the remainder of field being lined up according to previous lap scored. Cars involved in an incident will tag the field. On restarts, the entire field must cross the line before the lap will count. Wilmot uses RaceCeiver radios and teams are expected to use them for directions regarding position from the tower, a penalty can be issued for failure to use a radio.

**LINING UP FOR SINGLE RESTARTS** When the yellow flag is waved, pull up to the car directly in front of you, whether it be lapped or not, and form a single file line, nose to tail. GET

SINGLE FILE! Once the scorers have the line up we will move lapped cars to the tail. Cars on the lead lap that were involved will restart IN FRONT OF Lucky Dog cars. Cars 2 laps down or more will tag the tail behind Lucky Dog cars. This scenario holds true until the last 5 laps. If a yellow or red waves in the last 5 laps, there is No Lucky Dog, however lapped cars still move behind all lead lap cars, except for those involved in incident, those cars restart on the tail and remain on whatever lap they were on, lead lap or otherwise.

**RESTARTS** Wilmot uses a restart cone on the front-chute, the leader can pick up throttle anywhere he chooses between the 3-4 apex (not in 3) and the initial start chalk line/cone near turn 4. The leader sets the line and everyone needs to follow that line (within reason) approaching the cone. All cars need to go single file on the outside of the cone before passing cars. Anyone knocking the cone down, going inside the cone, or passing before the cone will be penalized 2 positions for the infraction and/or 2 positions for every car passed by doing so in cases where a YELLOW ISN'T THROWN AT TIME OF PENALTY, the penalty is then assessed at next race stoppage, or conclusion if no prior stoppage. Being side by side at the cone, even though not truly passing for position CAN be ruled a pass (jump). Cars are to be nose to tail until passed thru the cone.

**JUMPING STARTS** On the races initial start, if the front row can't work together and get an even start at the specified starting area, one or both offenders will be penalized. If a car further back gets out of line, not nose to tail, prior to the front row accelerating, it can be considered a jump. A 2 car penalty will be assessed upon an immediate yellow for the infraction, or a 2 per car jumped penalty will be assessed at either next race stoppage or conclusion, whichever comes first.

**360 SPIN RULE** Wilmot frowns upon 360 spins, particularly in traffic. IF A Wilmot OFFICIAL BELIEVES THE SITUATION TO BE UNSAFE or hinders other cars, a yellow will be called and the car performing the 360 will be put to the rear. The 360 car can also be considered involved if its' 360 caused an incident that forced a yellow. IF A Wilmot OFFICIAL DOES NOT BELIEVE THE SPIN TO BE EITHER UNSAFE OR A HINDERANCE TO OTHERS, NO YELLOW WILL BE CALLED. Yes this is a discretionary "gray" area, though Wilmot will do its best to be consistent in how these are called. There is no perfect scenario.

**TWO YELLOW RULE** Any driver who causes two yellows in any race (unassisted) will disqualify himself from the remainder of that particular race. The car will be brought to the pit area and not restarted. Assisted is any incident in which more than one car needs to be repushed, or any single car which spun due to obvious contact from another. Additionally no car can be involved in any more than three race stopping incidents of any combination, assisted or unassisted, and be restarted in any one race.

**WORK AREA** Two minutes in the specific designated work area will be granted to any car causing or being involved in a race stopping incident, When Possible. However the work area

will be closed after halfway of any heat, and after 30 minutes (without refueling opportunity) in any A, and additionally in situations involving curfew, time, etc.. The two minute clock starts when the car, or last car in multiple car incident, arrives in the work area. The work must be completed within the two minutes AND appear safe for restarting in the opinion of Wilmot work area official. Any car returning to a race from the work area which purposely causes its' own yellow in hopes of returning to the work area to further repair car will be not be allowed to restart. Fuel may not be added during a work area yellow or closed red. If the work area clock has been started, and another car should then enter the work area, that additional car(s) will not be given two minutes of its' own, but only be granted the remaining clock time of the original work area car as it is not that car's yellow. There is no work area clock prior to the initial start of any race, cars must be ready to start race when tower and flagman are ready. Wilmot RESERVES THE RIGHT TO CHANGE WORK AREA ELIGIBILITY, (possibly only allowing cars with flat tires or that were involved in a contact incident to enter), with advance warning prior to any race.

**BEHIND THE PIT WALL** A car can not go into the pits for repairs during a red flag stop. A car can rejoin a race after another green flag has been thrown, only if another yellow or red occurs and another lap has yet to be scored.

**INCOMPLETED RACE** In an event where the feature race is stopped before its posted lap completion, it will be deemed an official race if more than half the distance has been completed. If a race is stopped prior to that point, all A-MAIN cars split the purse and each A-MAIN car receives 30 points.

**4 WHEELERS & PIT CARTS** No 4 wheelers & pit carts are allowed beyond push-off area or on the track during a red unless specifically approved by Wilmot officials. **NO KIDS ON 4 WHEELERS AT ANY TIME!** PENALTY for noncompliance is loss of spot and car goes to the tail. Further Violations of 4 wheeler/Pit cart rules can result in loss of privilege for use on raceway property or Further actions deemed necessary By Raceway/Kenosha County Fair Officials.

**DRIVER/CAR SWAPPING** Drivers are able to drive a car other than the one they signed in (drew qualifying number for).If this occurs after the close of pill draw, the new car/driver combinations will qualify last. No driver can qualify more than one car. A driver may race a car other than the one he qualified, ..... though, by changing cars, the car first driven will be automatically scratched for the remainder of the events. All driver changes must occur prior to the start of the B- Main. If a car/driver combination did not receive a qualifying time, they must start their heat from the back. Cars without a time, start the A or B based on heat finish. New car/driver combinations can still take place following heats, however, no matter if the car transferred into the A-Main with another driver, it gives that up, now, the new driver must run the B-Main with hopes of transferring and start from the back of the B-

Main. No driver can start the A-Main without earning a starting position himself, either by transferring his latest entry through either a heat or the B-Main, unless they use their specific back up car. Remember once a driver leaves his original entered car to drive another car, the original mount is scratched with no track points earned. A driver cannot start the A-Main in a car he himself did not transfer into the A-Main. Once the initial green flag of any race waves, even if a yellow or red flag comes out prior to completing a lap, no car/driver changes will be allowed for that particular race.

**BACK UP CARS** Specific back up cars (cars not drawn in) are allowed prior to qualifying without changing qualifying order. Back up cars can be used in heat or B, though must start from the tail. Driver must race himself into A, unless there isn't a B. Back up cars are cars that never were drawn in for the event.

**FIGHTING** (see Unsportsmanlike Conduct) 24. Wilmot may penalize with suspension, fines, and/or points. **HAVE FUN RULE** Have FUN and be safe. We all come out to the races because we enjoy it. Don't let YOUR bad luck or foul mood ruin the positive racing experience of others.

## **FLAGS**

### **GREEN:**

When the green flag waves, it constitutes the beginning of a race, even if the initial lap is not completed.

**BLACK:** Pull safely OFF the track, leave the racing surface without causing a yellow. Something is wrong with your car that is jeopardizing the safety of yourself and your fellow drivers. Failing to acknowledge a black flag is automatic disqualification.

**YELLOW:** Proceed with caution, DO NOT PASS, pull directly behind the car in front of you forming a single file (nose to tail) line to await the restart line-up. When a yellow is shown, scoring has stopped. Do not race back to the start/finish line. Note: If your car comes to a stop, even though no contact was made in an incident, you will be considered involved and be put to the tail of either the lead lap, Lucky Dog, or very tail. If your car loses something which causes a yellow, if the part lost doesn't break any other rule, you can restart on the tail. If debris from another car becomes hooked to yours causing a dangerous situation, the yellow will come out, your car will be stopped to have the debris removed, you will get your spot back and if it can be determined whose car created/or lost something to cause this yellow, that car will be put to the tail. If debris falls off your car from prior contact, it is up to the judgement of officials if they deem the debris fell off through no fault of your own, and if so you may get your spot back or tag the tail of your respective lap. If your car is involved in an incident or stops on the track

causing a yellow, you will have 2 minutes (if work area is open) from the time the car arrives in the designated work area to make any necessary repairs. If this can't be completed you will not be able to rejoin that race. Designated work areas are off the racing surface and crews are not allowed to work on the car until it is in the work area. If work begins before the car is in the work area the car will be disqualified.

**RED:** The race is being stopped, slow your car down and bring it to a stop on the racing surface. DO NOT drive through a RED crash scene, doing so can result in a penalty. If contact is made and your car comes to a stop because of it, you are considered involved. Spinning to avoid a red situation also unfortunately "may" be considered being involved and in both cases you will restart at the tail. Spinning to avoid will be determined by race director. Red flag condition will be considered A CLOSED TRACK unless otherwise stated by Wilmot officials. The track will be opened to crew members ONLY IF it is going to take a considerable amount of time to clean up the incident and ONLY AFTER all cars are in the work area. Cars involved in red will be allowed to go to work area/hauler to be worked on, but must be ready when tower indicates field is ready to restart. Any time there is an open red, time will start over from when the first car is pushed off. (check your fuel) Wilmot will use a standard of 40 minutes of running time before considering refueling. All drivers must remain in their vehicles during red and will not exit the vehicle unless instructed by an official or driver feels they may be in danger. Any driver exiting vehicle to inspect/fix their car will be sent to rear at restart.

**OPEN RED: NOTE: 4-WHEELERS ARE NOT ALLOWED ON TO RACE TRACK DURING RACE, driver will be penalized and sent to tail...** Push trucks will bring cars back to work area as soon as possible. Crews may wrench cars, add fuel, tear-offs, etc. however; TEAMS ARE NOT ALLOWED TO REMOVE A TIRE, OR TIRES FROM VEHICLE FOR ANY REASON. Doing so will result in a penalty and sent to tail of field. If car is not ready when a push truck arrives at your car for push-off after a red you may be penalized and sent to tail.

**WHITE:** 1 lap to go before the completion of a race. If a yellow or red flag is needed on this lap, when racing resumes there will be a GREEN, WHITE, CHECKERED, finish. CHECKERED: The race has been finished.

**YELLOW/CHECKERED** (both): An incident has occurred on the track after the checkered has been shown to the leader or already waved. The cars crossing the line prior to the yellow light or flag being waved will be scored as finished, the remainder of the field will be scored from the previous lap, except for the cars involved in the incident, they will tag the last scored lap. Weather, curfew, or track conditions can also cause a yellow/checkered.

**RED/CHECKERED** (both): Same as yellow/checkered, however, the incident is more severe and cars need to stop immediately and follow normal "closed" red flag procedures, the race is over.

**POINT FUND:** To be eligible for the annual Wilmot point fund, a driver/or owner must have competed in at least 80% of the completed events; Money paid out will be based upon participation percentage. Driver/owner is required to display required decals of sponsor/product for eligibility. Must be present at end of the year banquet to receive point fund check.

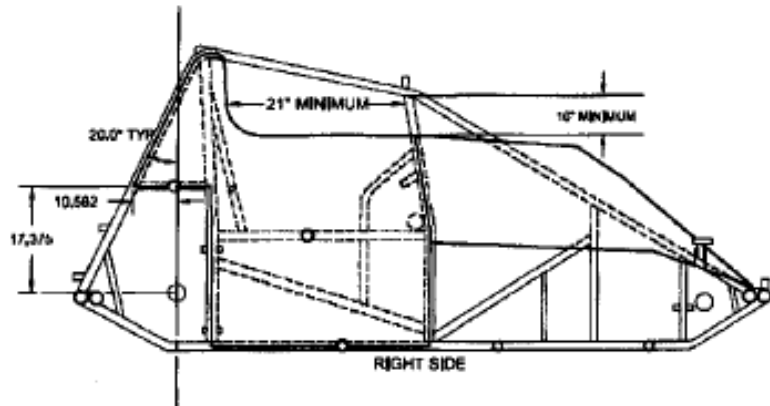
**TRANSPONDERS:** Wilmot requests members to own their own Westhold transponder. Renters will be required to pay a \$25 administrative/transponder rental fee on a per event basis. The fee can be paid at pill draw. ALL Wilmot owned transponders MUST BE returned at payout in order to receive a check. Anyone returning a damaged transponder will be charged for the damage, replacement cost is \$250 for the transponder, and \$20 for pouch. It is the race team's responsibility to properly secure their transponder. Race teams need to at least own their own pouches.

**PAYOUT:** Will be the at the next night of racing for that division.

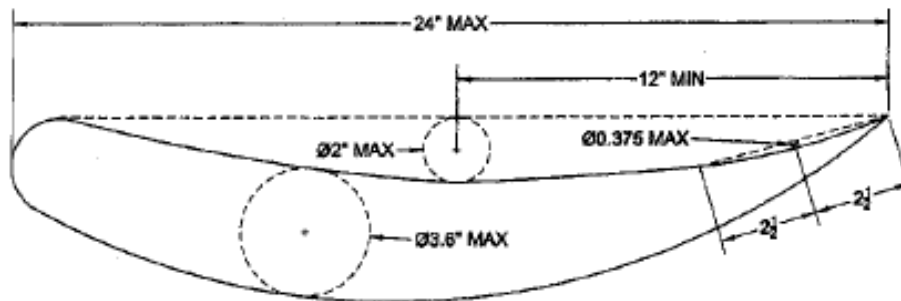
**POINTS BREAKDOWN Show Up:** 60 (pts will be awarded on a rain-out if all teams have signed in) Qualifying: 10, 8, 7, 6, 5, 4, 3, 2 (pts will be awarded to top 8) Note, the 8 who accumulate the most heat points in a passing point formula utilized in a nonqualifying format event will be awarded qualifying points. Heats: 15, 13, 12, 11, (if 4 transfer), 10 for 5th if 5 transfer, 9 for 6th if 6 transfer B-Main Transfer: 10, 8, 7 (and down 1 point for every B-Main transfer position) B-Main Non-Transfer: 16, 15, 14, 13, 12, 11, 10, 9, 8, 7, 6, 5, 4, 3, 2, 1 A-main: 65-1st, 60-2nd, 56-3rd, 52-4th, 48-5th, 45-6th, 42-7th, 39-8th, 36-9th, 33-10th, 31- 11th, 29-12th, 27-13th, 25-14th, 23-15th, 22-16th, 21-17th, 20-18th, 19-19th, 18-20th, 17-21st on back PASSING: 1 point will be awarded for each finishing position advanced from starting position in Heat and A-main competition. Starting position is determined on the original pace lap (not board line-up).

For reference

**Diagram 1: Body Panel Configurations**



**Diagram 3: Front Wing Configuration**



### **15.5.U.1 Chassis Support bars**

In 2019 all chassis will be required to have additional bars installed to support and decrease the span between the front and rear uprights in the drivers area. The new support bars must be in addition to the front and rear uprights. Any attempts to manipulate the front and rear uprights to conform to these measurements will not be allowed at the discretion of IRA Series Officials. These additional bars will be minimum 1.375 X .083 ASTM4130 normalized steel or equivalent material as per IRA current rule 15.5.U.

Left and right side support bars may be one of the three designs below. Left and right side support bars do not have to be of the same design. Right side body opening shall remain the same per rule 15.7.J in the IRA Sprint Car Series Rule Book.

Left and right side support bars may be one of the three options:

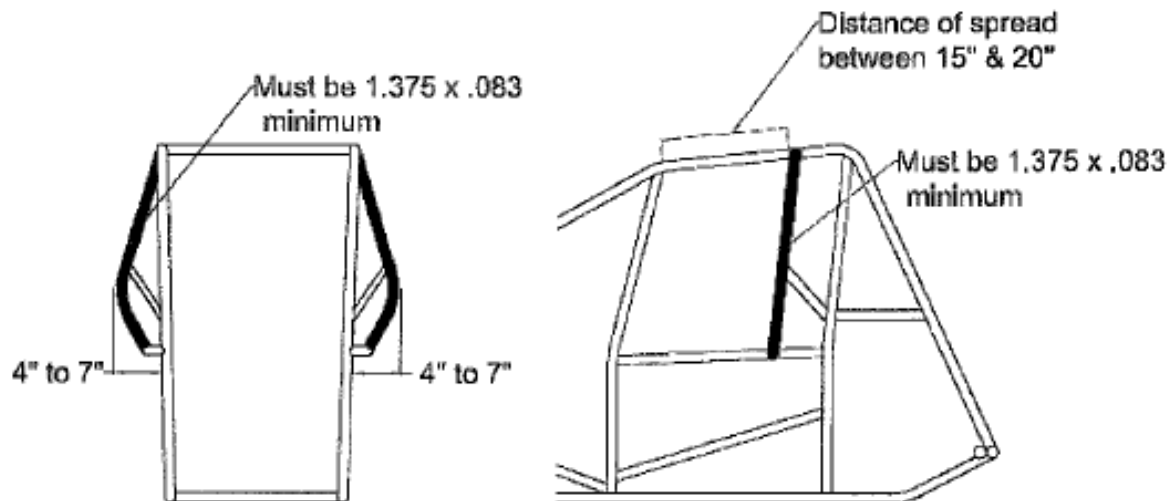
1. Support bar may be designed similar to what was known as a "safety bar". It must be attached to the top rail at a point 15" to 20" from the rear of the front upright. It must attach to the hip rail and have a gusset attached to the rear upright near a point opposite of the rear brace/shock mount bar. The curve must be between 4" and 7"

2. measured from outside of the rear upright tube to the outside of the support bar. See Diagram #16.12.1

3. Existing chassis with a left side support bar installed (formerly called safety bar) that do not meet the option one specification above, may add a gusset that attaches to the top rail 15" to 20" from the rear of the front upright and angle to the support bar. The existing support bar tubing must meet the minimum as described above (1.375 X .083 ASTM4130 normalized steel or equivalent material). See Diagram #16.12.2

4. A support bar may be added to the top rail at a point 15" to 20" from the rear of the front upright and to the rear upright near a point of the rear brace / shock mount bar but no higher than 7" above the hip rail. This bar may have a slight curve near the rear upright to accommodate elbow room and ease of fitment. See diagram #16.12.3

### #1 Support Bar



## #2 Support Bar

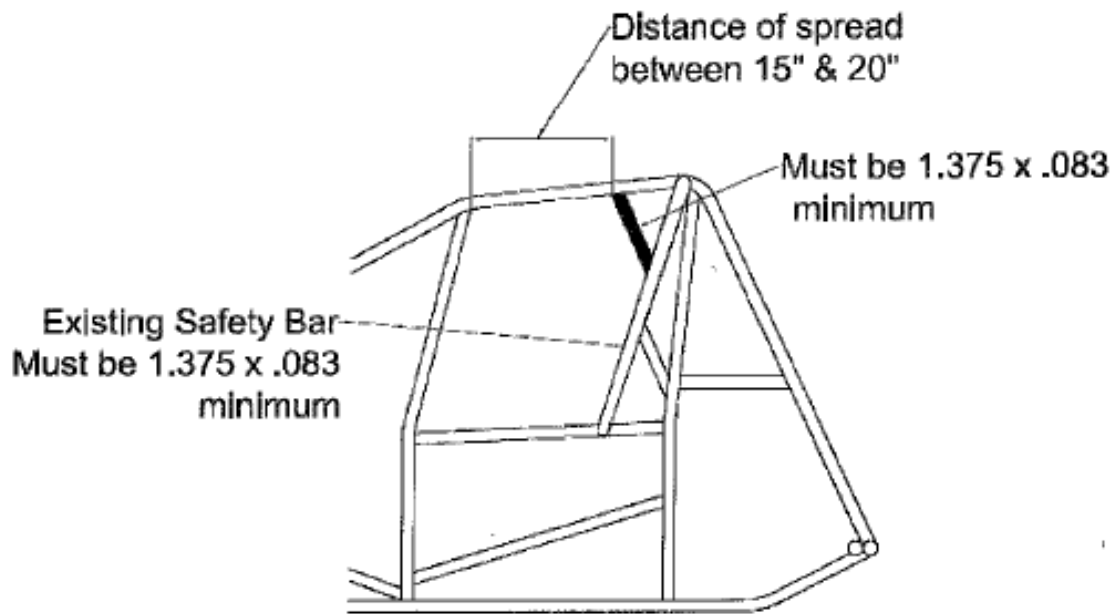
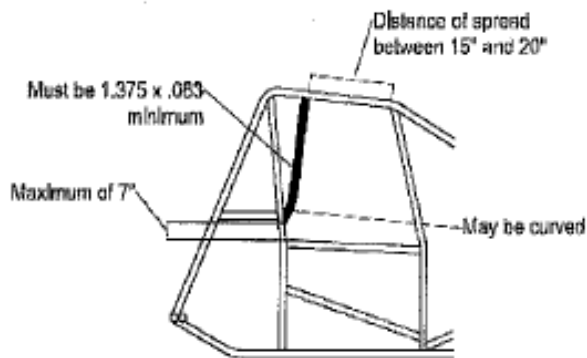
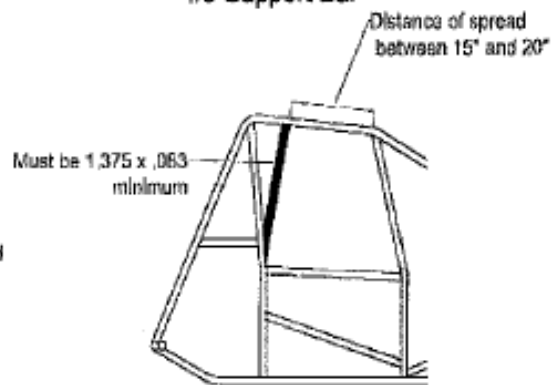


Diagram 16.12.2  
by Tom Devitt

## #3 Support Bar Curved Option



## #3 Support Bar



Drawing 16.12.3  
By Tom Devitt

### Replace 15.5.V with the following

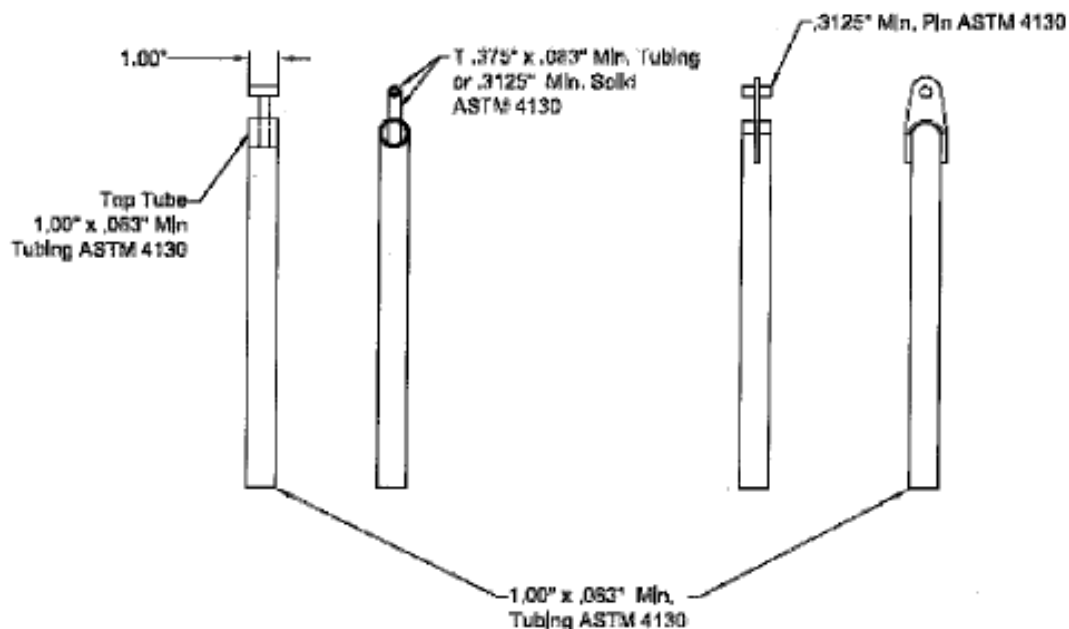
Slip-tubing is not allowed in the chassis construction. Any existing slip-tubing must be replaced or welded. Clamped or bolted slip tube joint will no longer be allowed.

#### 15.8.1.H) Wing T-Post

We would like teams to comply with this ASAP in 2019.

Wing T-Post will be built from 1" X .083" minimum ASTM4130 normalized steel or equivalent material. Wing attachment designs will be subject to approval. The only cast pieces approved will be HRP Part #HRP8811-A75-HD. If new T-Post designs are developed they must be submitted for approval. Some approved T-Post designs are in the drawings section 16. See Drawing #16.13.1

### Wing T-Post



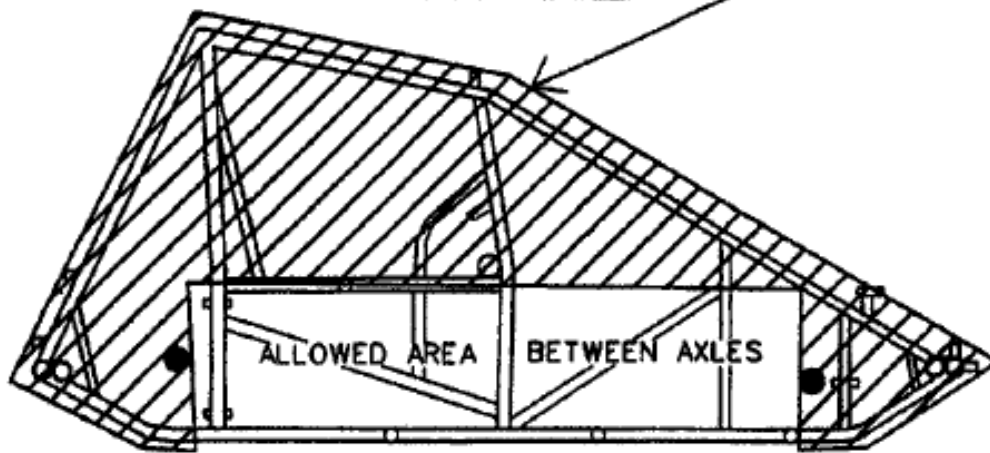
Drawing 16.13.1  
by Tom Davitt

### Edit 15.5.F

F.) Titanium front axles, nerf bars and/or rear bumpers will not be permitted. Nerf bars and rear bumpers must be made from magnetic steel and/or stainless steel. **Left and Right Nerf bars must attach to the chassis at three points.** The bumpers must be a minimum of one (1) inch in diameter and have a minimum material thickness of .065 inches. The nerf bars must not extend past the outside edge of the tires.

Diagram 5

**NO BALLAST AREA**



**Any ballast not encapsulated must be painted white and be identifiable by car number. All ballast must be approved by tech officials.**

**Must be between axles and frame rails.**

Passing Points

	Finish →											
Start ↓	1	2	3	4	5	6	7	8	9	10	11	12
1	100	91.5	83	74.5	66	57.5	49	40.5	32	23.5	15	6.5
2	105	93	84.5	76	67.5	59	50.5	42	33.5	25	16.5	8
3	110	98	86	77.5	69	60.5	52	43.5	35	26.5	18	9.5
4	115	103	91	79	70.5	62	53.5	45	36.5	28	19.5	11
5	120	108	96	84	72	63.5	55	46.5	38	29.5	21	12.5
6	125	113	101	89	77	65	56.5	48	39.5	31	22.5	14
7	130	118	106	94	82	70	58	49.5	41	32.5	24	15.5
8	135	123	111	99	87	75	63	51	42.5	34	25.5	17
9	140	128	116	104	92	80	68	56	44	35.5	27	18.5
10	145	133	121	109	97	85	73	61	49	37	28.5	20
11	150	138	126	114	102	90	78	66	54	42	30	21.5
12	155	143	131	119	107	95	83	71	59	47	35	23